



# Sitecore DMS MaxMind Signup and Purchase

*For Sitecore DMS customers*

## Table of Contents

1	Signing up with MaxMind .....	3
2	Signup and Purchase.....	4
2.1	Initial Screen.....	5
2.2	My Order .....	7
2.3	Set Up Auto-Renewal.....	8
2.4	License Agreement .....	10
2.5	Select Payment Method .....	11
2.6	Checkout .....	12
2.7	Confirm Checkout .....	13
2.8	Thank You Page .....	14
3	Account Administration .....	15
3.1	Login Form .....	16
3.2	My Account.....	17
3.3	Update Credit Card .....	18
3.4	Edit Contact Information.....	19
3.5	Change Username/Password .....	20
3.6	License Key.....	21
3.7	Payment History .....	22
3.8	Purchase Sitecore Web Service Queries.....	23

# 1 Signing up with MaxMind

One of the many valuable features of Sitecore Digital Marketing System (DMS) is the automatic GeoIP tracking, which identifies the user's location and allows for simple and efficient visitor segmentation.

The GeoIP lookup functionality is built into Sitecore DMS and utilizes services from MaxMind ([www.maxmind.com](http://www.maxmind.com)) – a leading provider of geolocation services.

While the DMS comes with a number of free lookups for testing and implementation convenience to ensure that you can utilize DMS' capabilities from day one, the free batch of lookups will expire and more must be purchased from MaxMind.

This document walks you through the process of signing up with MaxMind, purchasing more lookups and administering your MaxMind account.

For further assistance regarding the use of the MaxMind administration pages, contact [support@maxmind.com](mailto:support@maxmind.com).

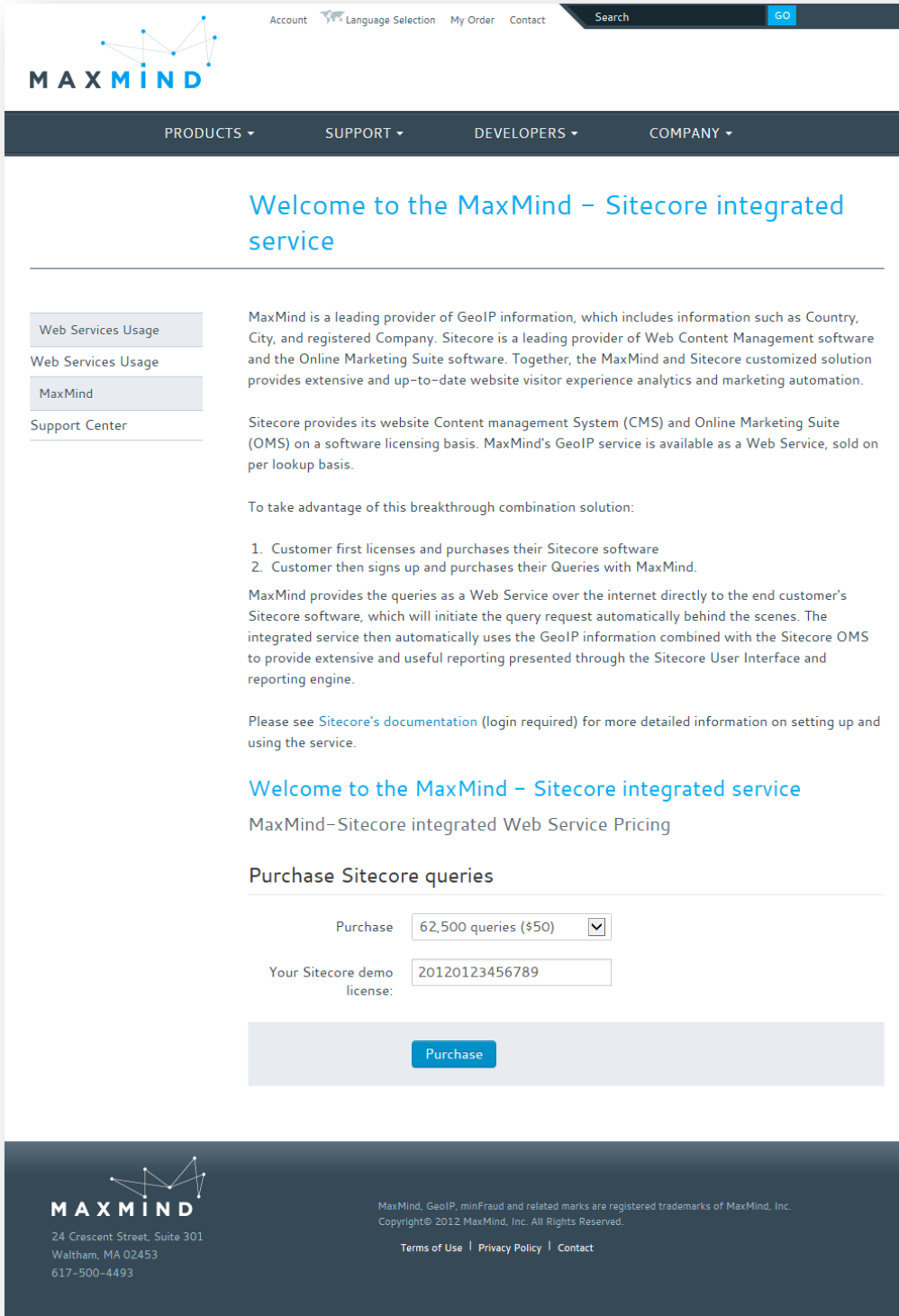
## 2 Signup and Purchase

MaxMind provides a number of administration facilities for signing up and purchasing DMS lookups

The MaxMind administration can be reached at <http://www.maxmind.com/app/sitecore>.

## 2.1 Initial Screen

The initial screen where the number of lookups is selected looks like this:



Account Language Selection My Order Contact Search GO

MAXMIND

PRODUCTS SUPPORT DEVELOPERS COMPANY

### Welcome to the MaxMind – Sitecore integrated service

Web Services Usage

Web Services Usage

MaxMind

Support Center

MaxMind is a leading provider of GeoIP information, which includes information such as Country, City, and registered Company. Sitecore is a leading provider of Web Content Management software and the Online Marketing Suite software. Together, the MaxMind and Sitecore customized solution provides extensive and up-to-date website visitor experience analytics and marketing automation.

Sitecore provides its website Content management System (CMS) and Online Marketing Suite (OMS) on a software licensing basis. MaxMind's GeoIP service is available as a Web Service, sold on per lookup basis.

To take advantage of this breakthrough combination solution:

1. Customer first licenses and purchases their Sitecore software
2. Customer then signs up and purchases their Queries with MaxMind.

MaxMind provides the queries as a Web Service over the internet directly to the end customer's Sitecore software, which will initiate the query request automatically behind the scenes. The integrated service then automatically uses the GeoIP information combined with the Sitecore OMS to provide extensive and useful reporting presented through the Sitecore User Interface and reporting engine.

Please see [Sitecore's documentation](#) (login required) for more detailed information on setting up and using the service.

### Welcome to the MaxMind – Sitecore integrated service

#### MaxMind–Sitecore integrated Web Service Pricing

#### Purchase Sitecore queries

Purchase

Your Sitecore demo license:

[Purchase](#)

MAXMIND

24 Crescent Street, Suite 301  
Waltham, MA 02453  
617-500-4493

MaxMind, GeoIP, minFraud and related marks are registered trademarks of MaxMind, Inc.  
Copyright © 2012 MaxMind, Inc. All Rights Reserved.

[Terms of Use](#) | [Privacy Policy](#) | [Contact](#)

On the initial screen page, you must choose the number of lookups for the initial purchase.

To choose the number of lookups:

1. Select one of the following available options:

- 62,500 lookups \$50.
- 125,000 lookups \$100.
- 250,000 lookups \$200.
- 500,000 lookups \$400.

You should select a reasonable number of lookups based on your expectations for unique visitors on your website.

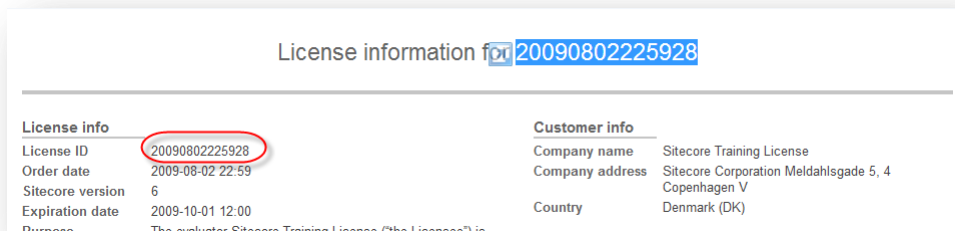
2. Under the dropdown for selecting the number of lookups, enter your Sitecore license ID followed by eight zeros (0).

Example: If your Sitecore license ID is 20090802225928, the MaxMind license ID for your initial purchase will be 2009080222592800000000.

**Important**

If you choose later to change the last 8 digits (see the description later in this document) for security reasons, you must enter the new license ID when purchasing more lookups.

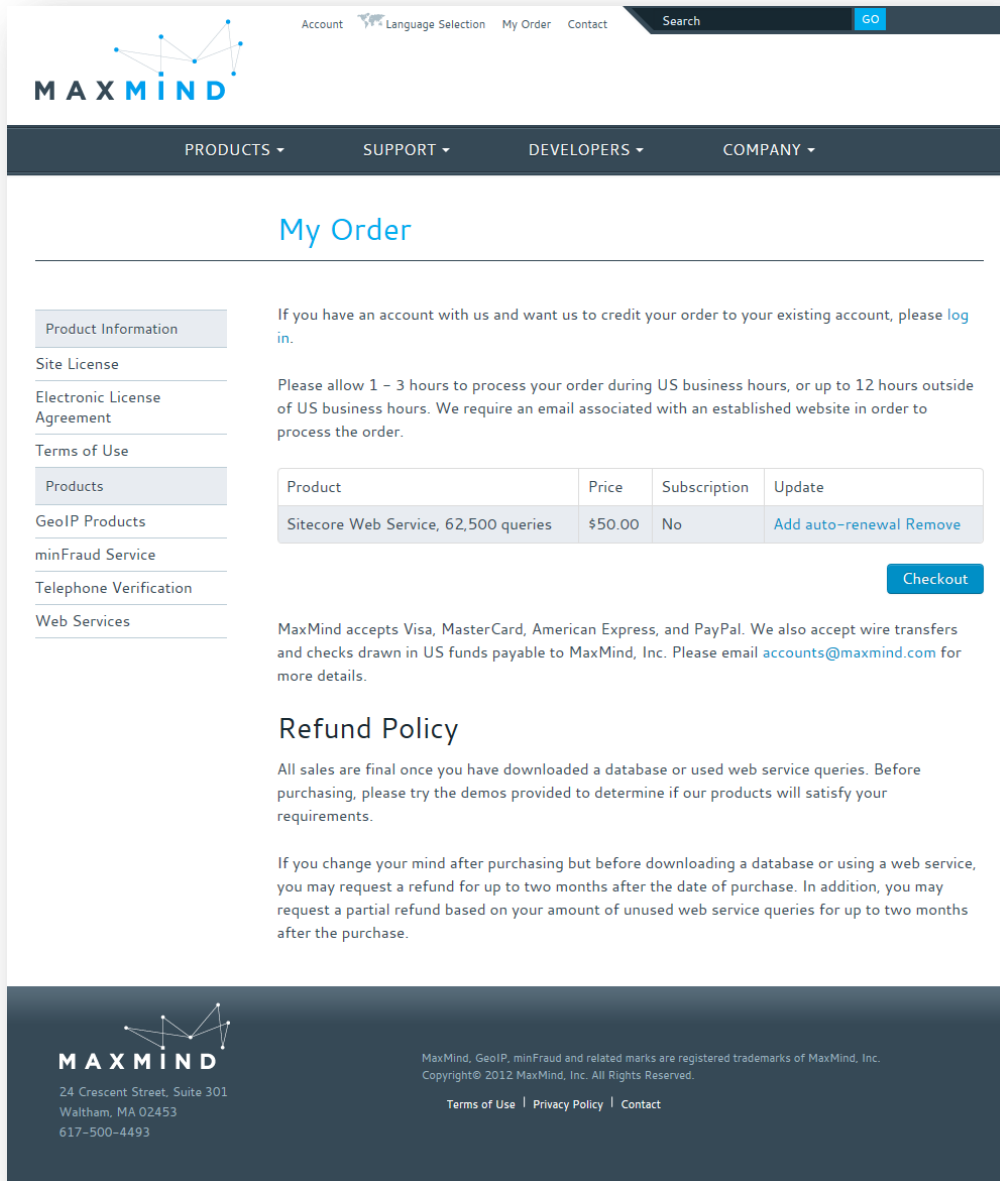
3. To find your Sitecore license ID, open the license file in Internet Explorer and find it there:




Alternatively, contact your Sitecore Partner to assist you with locating the license ID.

## 2.2 My Order

The **My Order** page shows what you are about to purchase:



Account  Language Selection My Order Contact Search

MAXMIND

PRODUCTS SUPPORT DEVELOPERS COMPANY

### My Order

**Product Information**

Site License

Electronic License Agreement

Terms of Use

**Products**

GeoIP Products

minFraud Service

Telephone Verification

Web Services

If you have an account with us and want us to credit your order to your existing account, please [log in](#).

Please allow 1 - 3 hours to process your order during US business hours, or up to 12 hours outside of US business hours. We require an email associated with an established website in order to process the order.

Product	Price	Subscription	Update
Sitecore Web Service, 62,500 queries	\$50.00	No	<a href="#">Add auto-renewal</a> <a href="#">Remove</a>

MaxMind accepts Visa, MasterCard, American Express, and PayPal. We also accept wire transfers and checks drawn in US funds payable to MaxMind, Inc. Please email [accounts@maxmind.com](mailto:accounts@maxmind.com) for more details.

### Refund Policy

All sales are final once you have downloaded a database or used web service queries. Before purchasing, please try the demos provided to determine if our products will satisfy your requirements.

If you change your mind after purchasing but before downloading a database or using a web service, you may request a refund for up to two months after the date of purchase. In addition, you may request a partial refund based on your amount of unused web service queries for up to two months after the purchase.

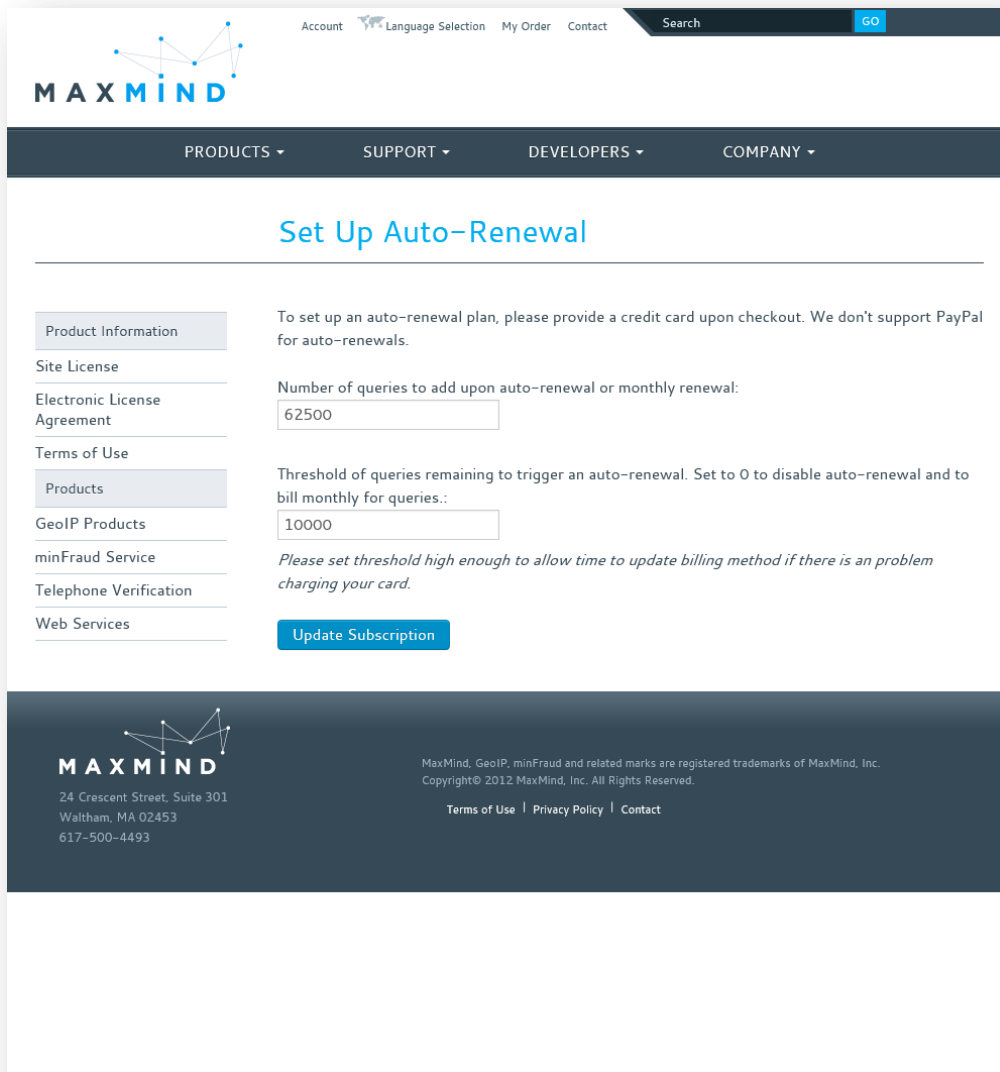
MAXMIND  
24 Crescent Street, Suite 301  
Waltham, MA 02453  
617-500-4493

MaxMind, GeoIP, minFraud and related marks are registered trademarks of MaxMind, Inc.  
Copyright © 2012 MaxMind, Inc. All Rights Reserved.  
[Terms of Use](#) | [Privacy Policy](#) | [Contact](#)

From the **My Order** page, you can either go to the configuration of auto-renewal of your lookup subscription or continue to the checkout by clicking **Checkout**.

## 2.3 Set Up Auto-Renewal

MaxMind offers auto-renewal of lookups, so you can always be sure that there are available lookups, and that DMS GeoIP lookups work flawlessly:



Account Language Selection My Order Contact Search GO

MAXMIND

PRODUCTS SUPPORT DEVELOPERS COMPANY

### Set Up Auto-Renewal

Product Information

Site License

Electronic License Agreement

Terms of Use

Products

GeoIP Products

minFraud Service

Telephone Verification

Web Services

To set up an auto-renewal plan, please provide a credit card upon checkout. We don't support PayPal for auto-renewals.

Number of queries to add upon auto-renewal or monthly renewal:

Threshold of queries remaining to trigger an auto-renewal. Set to 0 to disable auto-renewal and to bill monthly for queries.:

*Please set threshold high enough to allow time to update billing method if there is an problem charging your card.*

[Update Subscription](#)

MAXMIND

24 Crescent Street, Suite 301  
 Waltham, MA 02453  
 617-500-4493

MaxMind, GeoIP, minFraud and related marks are registered trademarks of MaxMind, Inc.  
 Copyright © 2012 MaxMind, Inc. All Rights Reserved.

[Terms of Use](#) | [Privacy Policy](#) | [Contact](#)

In the first field, you select the number of lookups to add to your account every time your subscription is auto-renewed. Note that the minimum number of lookups is 62,500.

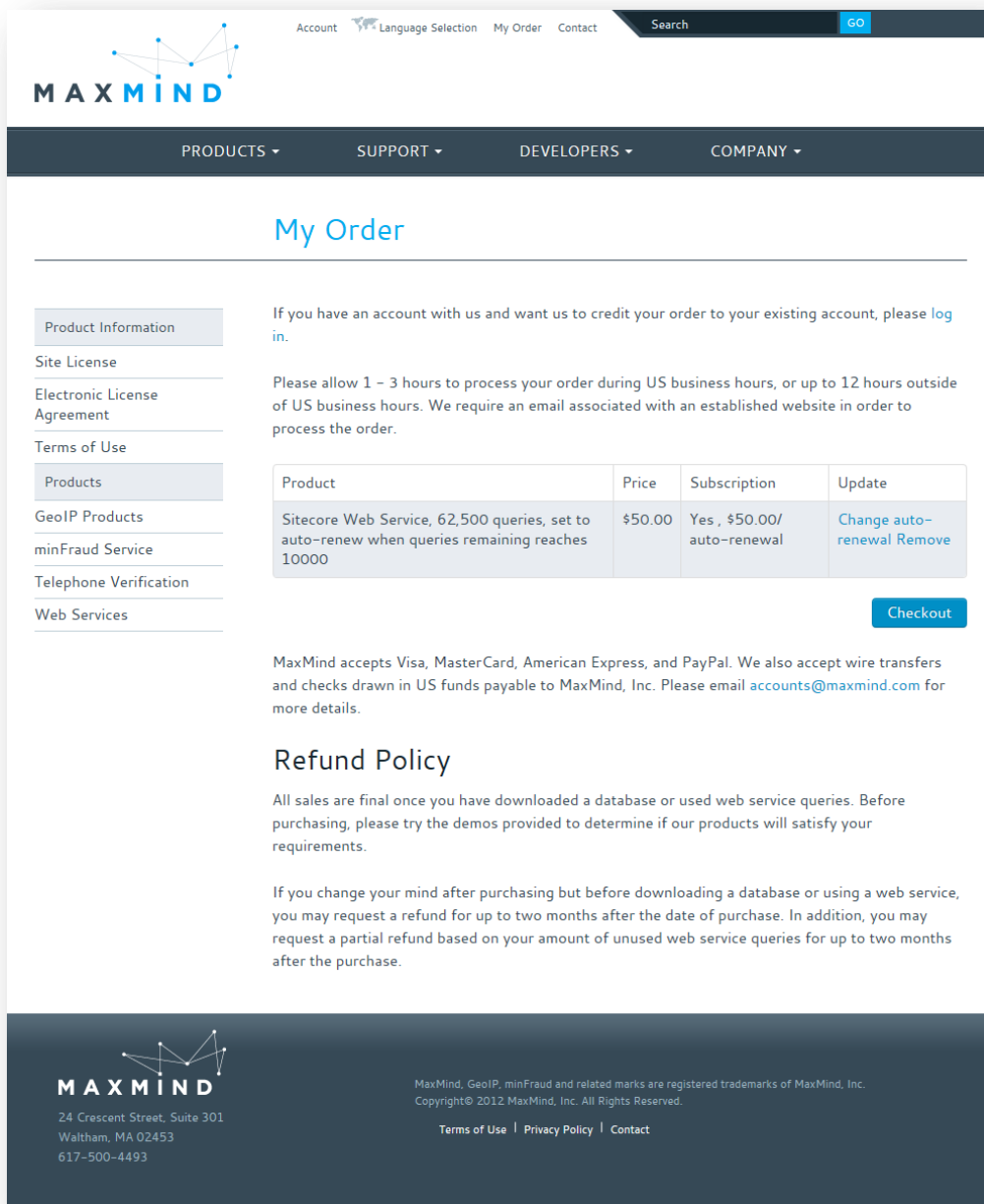
In the second field, you specify the threshold for auto-renewal to be executed. This means that as soon as your account has less lookups available than the threshold, MaxMind adds the extra lookups.

### Tip

We recommend that you set the threshold to at least one week's usage to allow MaxMind to process the renewal and payment. This will allow potential credit cards issues or other obstacles to be solved in due time without causing problems for your DMS GeoIP lookup.



After you click **Update Subscription**, the auto-renewal is shown on the shopping cart:



**My Order**

If you have an account with us and want us to credit your order to your existing account, please [log in](#).

Please allow 1 - 3 hours to process your order during US business hours, or up to 12 hours outside of US business hours. We require an email associated with an established website in order to process the order.

Product	Price	Subscription	Update
Sitecore Web Service, 62,500 queries, set to auto-renew when queries remaining reaches 10000	\$50.00	Yes, \$50.00/ auto-renewal	<a href="#">Change auto-renewal</a> <a href="#">Remove</a>

[Checkout](#)

MaxMind accepts Visa, MasterCard, American Express, and PayPal. We also accept wire transfers and checks drawn in US funds payable to MaxMind, Inc. Please email [accounts@maxmind.com](mailto:accounts@maxmind.com) for more details.

### Refund Policy

All sales are final once you have downloaded a database or used web service queries. Before purchasing, please try the demos provided to determine if our products will satisfy your requirements.

If you change your mind after purchasing but before downloading a database or using a web service, you may request a refund for up to two months after the date of purchase. In addition, you may request a partial refund based on your amount of unused web service queries for up to two months after the purchase.

MaxMind, GeoIP, minFraud and related marks are registered trademarks of MaxMind, Inc. Copyright © 2012 MaxMind, Inc. All Rights Reserved.

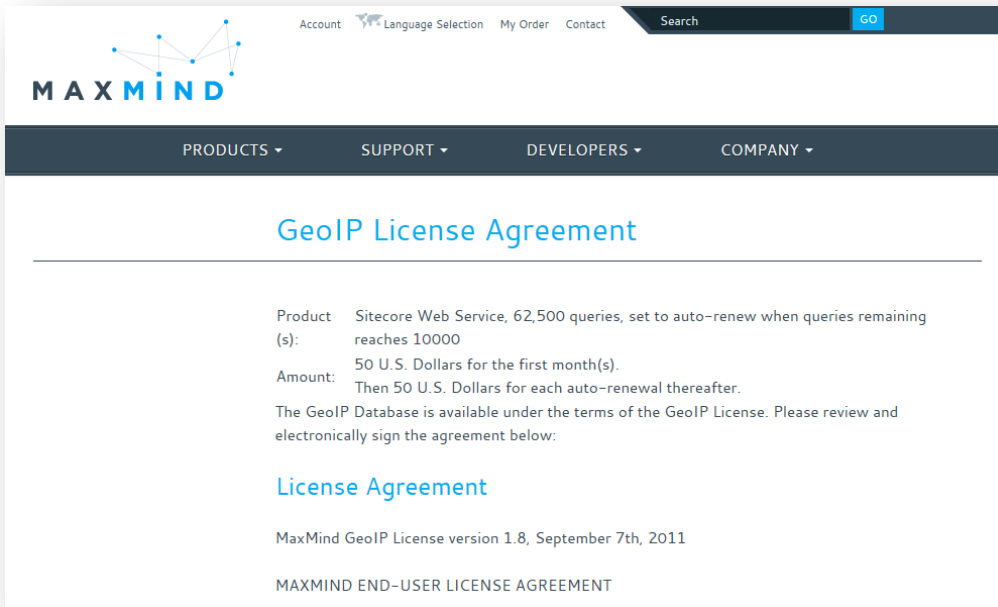
[Terms of Use](#) | [Privacy Policy](#) | [Contact](#)

If you choose to add auto-renewal, MaxMind automatically sends you a receipt every time more lookups are added to your account.

If you choose not to subscribe to the auto-renewal service, MaxMind notifies you via email when your account is running low.

## 2.4 License Agreement

After you click **Checkout** in the shopping basket, you see the MaxMind license agreement:



Account Language Selection My Order Contact Search GO

MAXMIND

PRODUCTS SUPPORT DEVELOPERS COMPANY

### GeolP License Agreement

Product: Sitecore Web Service, 62,500 queries, set to auto-renew when queries remaining (s): reaches 10000  
 Amount: 50 U.S. Dollars for the first month(s).  
 Then 50 U.S. Dollars for each auto-renewal thereafter.

The GeolP Database is available under the terms of the GeolP License. Please review and electronically sign the agreement below:

[License Agreement](#)

MaxMind GeolP License version 1.8, September 7th, 2011

MAXMIND END-USER LICENSE AGREEMENT

CAPTIONS.

The section headings used herein, are for convenience only and shall have no force or effect upon the construction or interpretation of any provision hereof.

By entering your name and company and clicking on the "I Agree" button below, you agree: (1) that you have read the terms stated above; (2) you understand the terms stated above; (3) you intend to form a legally binding contract by entering your name and company and clicking on the "I Agree" button; (4) a printout of the terms stated above will constitute a "writing" under any applicable law or regulation without regard to when or by which party the printout is made; and (5) you have authority to enter into this Agreement on behalf of your company and your company agrees to abide by all the terms of the Agreement stated above.

Name:  Company:

MAXMIND

24 Crescent Street, Suite 301  
 Waltham, MA 02453  
 617-500-4493

MaxMind, GeolP, minFraud and related marks are registered trademarks of MaxMind, Inc.  
 Copyright © 2012 MaxMind, Inc. All Rights Reserved.

[Terms of Use](#) | [Privacy Policy](#) | [Contact](#)

At the bottom of the license agreement, enter your name and company to accept the license terms.

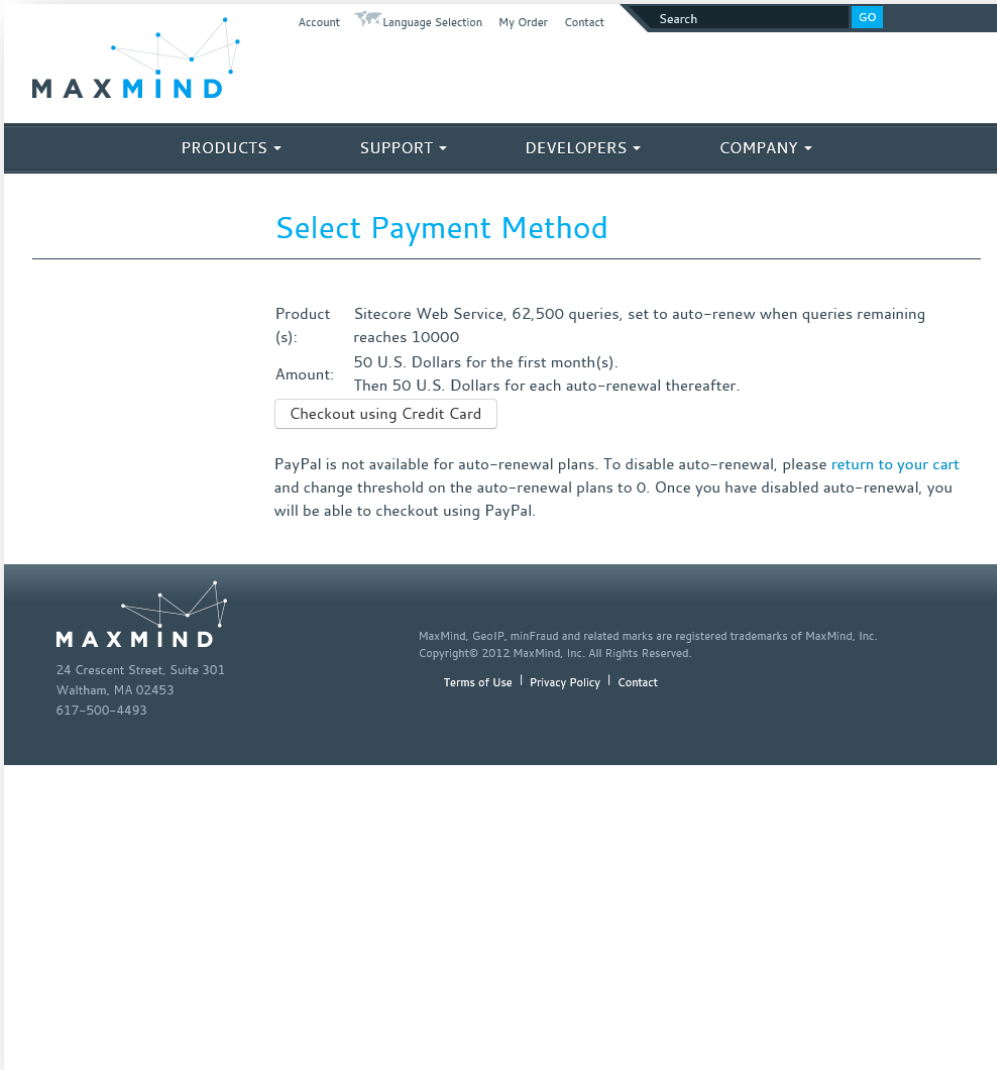
**Note**

Please read the license terms carefully before you continue.

After this, click **I Agree** to continue your purchase.

## 2.5 Select Payment Method

The only payment method available at the moment is by credit card:



Account Language Selection My Order Contact Search GO

MAXMIND

PRODUCTS SUPPORT DEVELOPERS COMPANY

### Select Payment Method

Product: Sitecore Web Service, 62,500 queries, set to auto-renew when queries remaining (s): reaches 10000  
Amount: 50 U.S. Dollars for the first month(s).  
Then 50 U.S. Dollars for each auto-renewal thereafter.

Checkout using Credit Card

PayPal is not available for auto-renewal plans. To disable auto-renewal, please [return to your cart](#) and change threshold on the auto-renewal plans to 0. Once you have disabled auto-renewal, you will be able to checkout using PayPal.

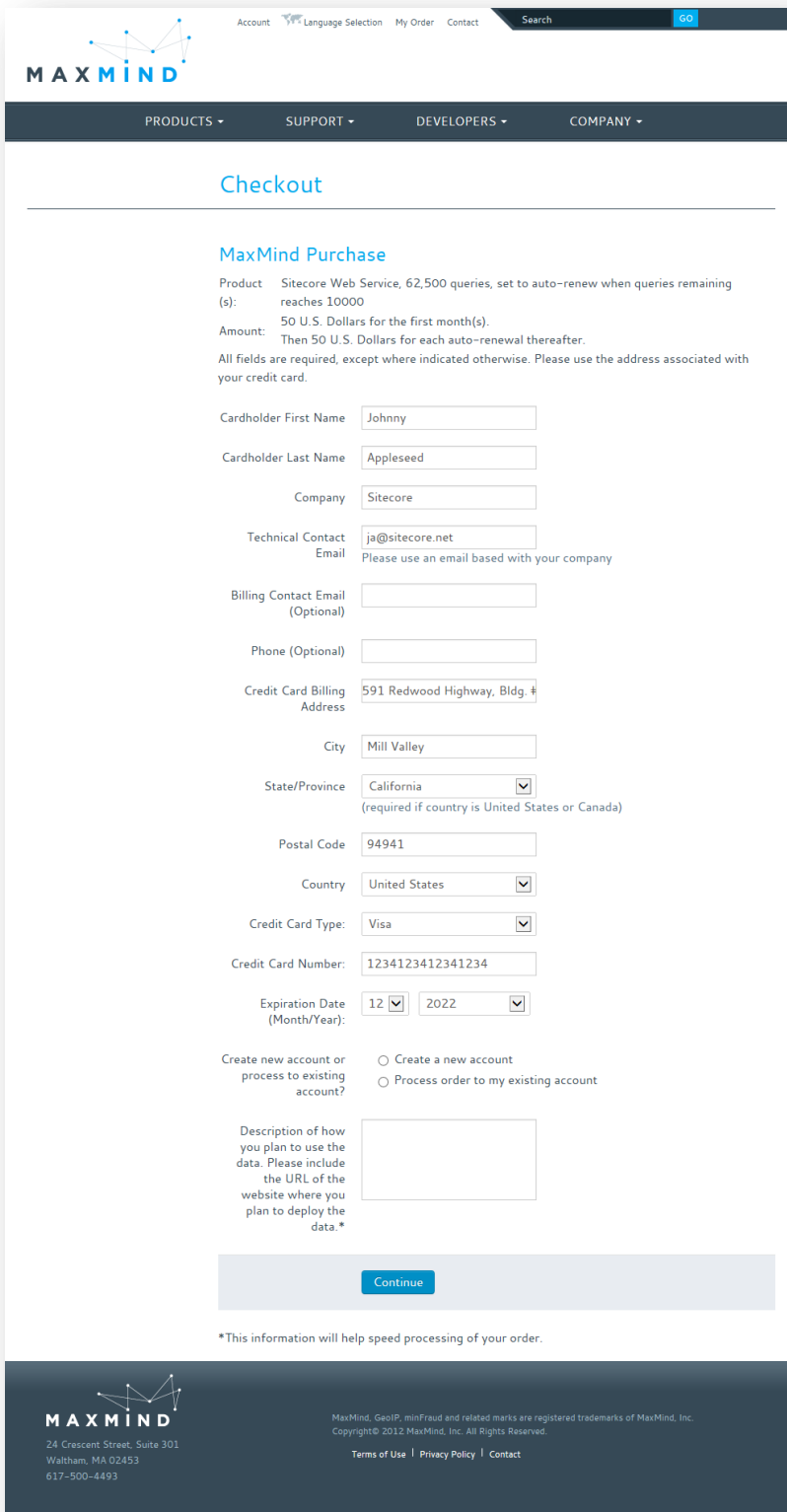
MAXMIND  
24 Crescent Street, Suite 301  
Waltham, MA 02453  
617-500-4493

MaxMind, GeoIP, minFraud and related marks are registered trademarks of MaxMind, Inc.  
Copyright © 2012 MaxMind, Inc. All Rights Reserved.  
[Terms of Use](#) | [Privacy Policy](#) | [Contact](#)

Select **Checkout using Credit Card** to continue.

## 2.6 Checkout

On the **Checkout** page, fill out the checkout form, including contact information, credit card information and other information:



The screenshot shows the MaxMind checkout page. At the top, there is a navigation bar with links for Account, Language Selection, My Order, Contact, and a Search bar with a 'GO' button. Below the navigation bar is a dark blue header with the MaxMind logo and a menu with links for PRODUCTS, SUPPORT, DEVELOPERS, and COMPANY. The main content area is titled 'Checkout' and contains a 'MaxMind Purchase' section. This section lists the product as 'Sitecore Web Service, 62,500 queries, set to auto-renew when queries remaining (s): reaches 10000' and the amount as '50 U.S. Dollars for the first month(s). Then 50 U.S. Dollars for each auto-renewal thereafter.' It also includes a note: 'All fields are required, except where indicated otherwise. Please use the address associated with your credit card.'

The form fields are as follows:

- Cardholder First Name: Johnny
- Cardholder Last Name: Appleseed
- Company: Sitecore
- Technical Contact Email: ja@sitecore.net (Note: Please use an email based with your company)
- Billing Contact Email (Optional): [Empty]
- Phone (Optional): [Empty]
- Credit Card Billing Address: 591 Redwood Highway, Bldg. #
- City: Mill Valley
- State/Province: California (Note: required if country is United States or Canada)
- Postal Code: 94941
- Country: United States
- Credit Card Type: Visa
- Credit Card Number: 1234123412341234
- Expiration Date (Month/Year): 12 / 2022
- Create new account or process to existing account?:
  - Create a new account
  - Process order to my existing account
- Description of how you plan to use the data. Please include the URL of the website where you plan to deploy the data.\*: [Empty text area]

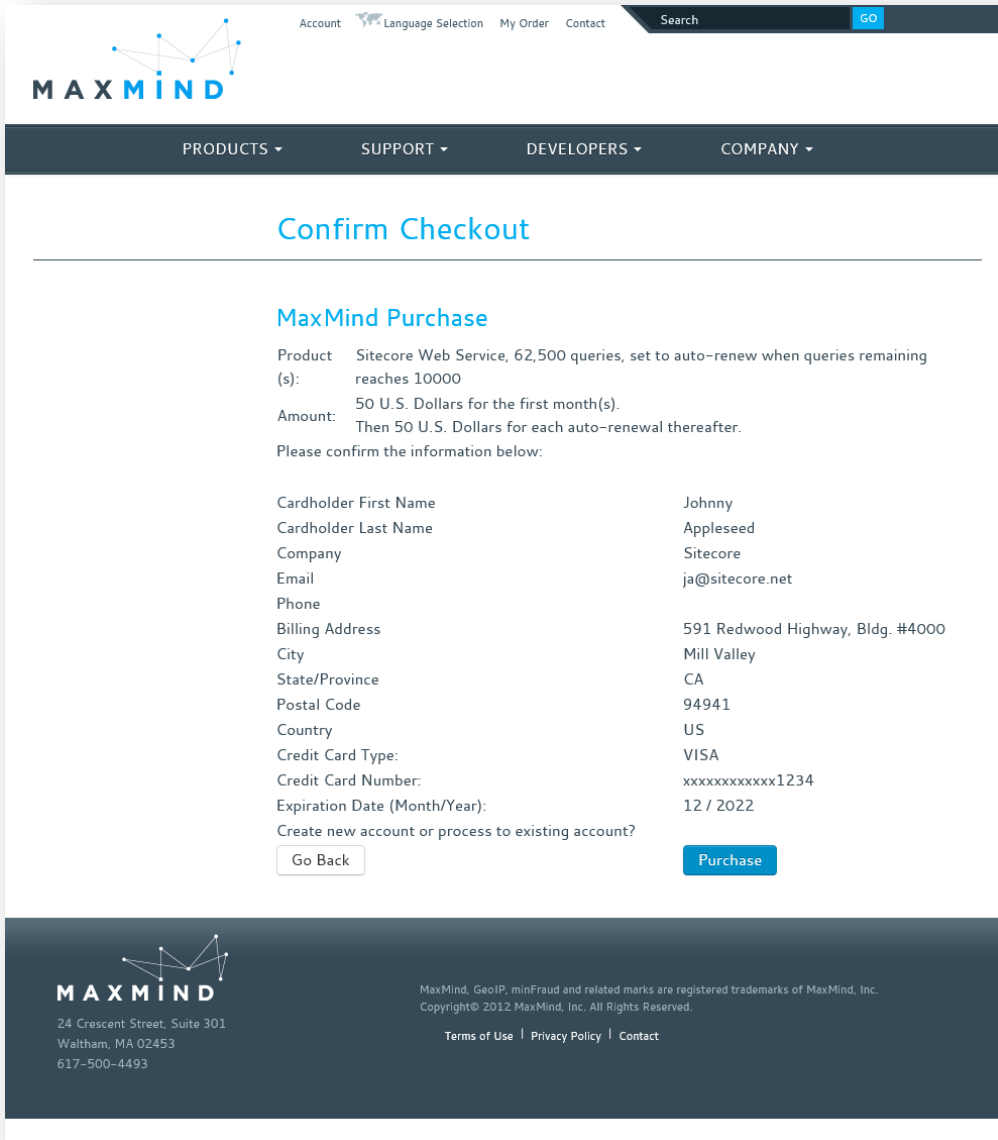
At the bottom of the form is a blue 'Continue' button. Below the button is a note: '\*This information will help speed processing of your order.'

The footer of the page contains the MaxMind logo, address (24 Crescent Street, Suite 301, Waltham, MA 02453, 617-500-4493), and legal information (MaxMind, GeoIP, minFraud and related marks are registered trademarks of MaxMind, Inc. Copyright © 2012 MaxMind, Inc. All Rights Reserved. Terms of Use | Privacy Policy | Contact).

Note that *Technical Contact Email* is the e-mail address MaxMind contacts if, for example, your account is running low on available lookups.

## 2.7 Confirm Checkout

After you click **Continue** on the **Checkout** page, you must confirm your order:



Account Language Selection My Order Contact Search GO

MAXMIND

PRODUCTS SUPPORT DEVELOPERS COMPANY

### Confirm Checkout

#### MaxMind Purchase

Product Sitecore Web Service, 62,500 queries, set to auto-renew when queries remaining (s): reaches 10000  
 Amount: 50 U.S. Dollars for the first month(s).  
 Then 50 U.S. Dollars for each auto-renewal thereafter.

Please confirm the information below:

Cardholder First Name	Johnny
Cardholder Last Name	Appleseed
Company	Sitecore
Email	ja@sitecore.net
Phone	
Billing Address	591 Redwood Highway, Bldg. #4000
City	Mill Valley
State/Province	CA
Postal Code	94941
Country	US
Credit Card Type:	VISA
Credit Card Number:	xxxxxxxxxxx1234
Expiration Date (Month/Year):	12 / 2022

Create new account or process to existing account?

Go Back Purchase

MAXMIND  
 24 Crescent Street, Suite 301  
 Waltham, MA 02453  
 617-500-4493


MaxMind, GeoIP, minFraud and related marks are registered trademarks of MaxMind, Inc.  
 Copyright© 2012 MaxMind, Inc. All Rights Reserved.

Terms of Use | Privacy Policy | Contact

From this page, you can either go back to the **Checkout** page to edit the information, or click **Purchase** to submit your order.

## 2.8 Thank You Page

After you successfully submit the order, you see this page:



You receive a confirmation e-mail as soon as MaxMind processes your order. The e-mail contains information about your purchase as well as the username and password of your MaxMind account.

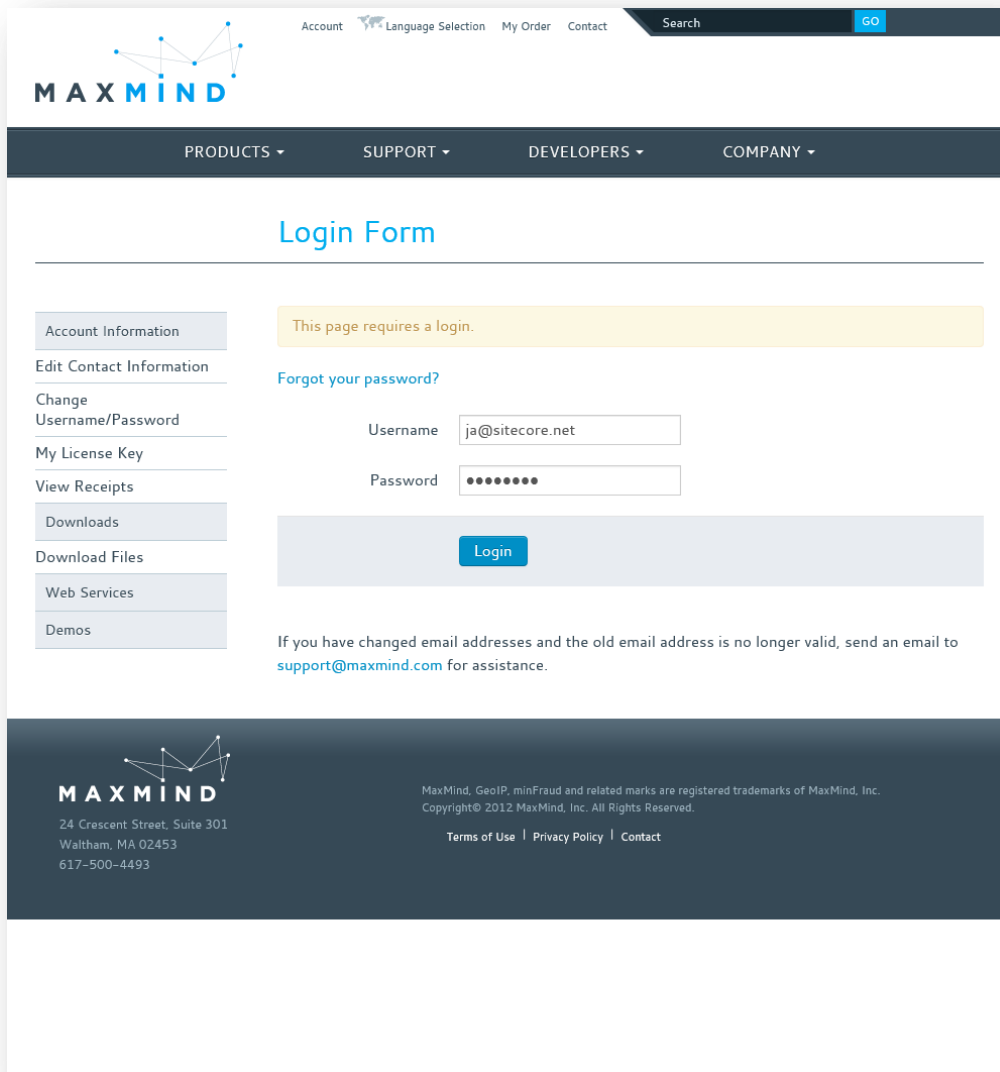
## 3 Account Administration

MaxMind allows you to administer your account, change your user information, view invoices and more.

You can access the member's account at: <http://www.maxmind.com/app/account>.

## 3.1 Login Form

Use the login information provided in the confirmation e-mail that you receive from MaxMind to log in to your account:



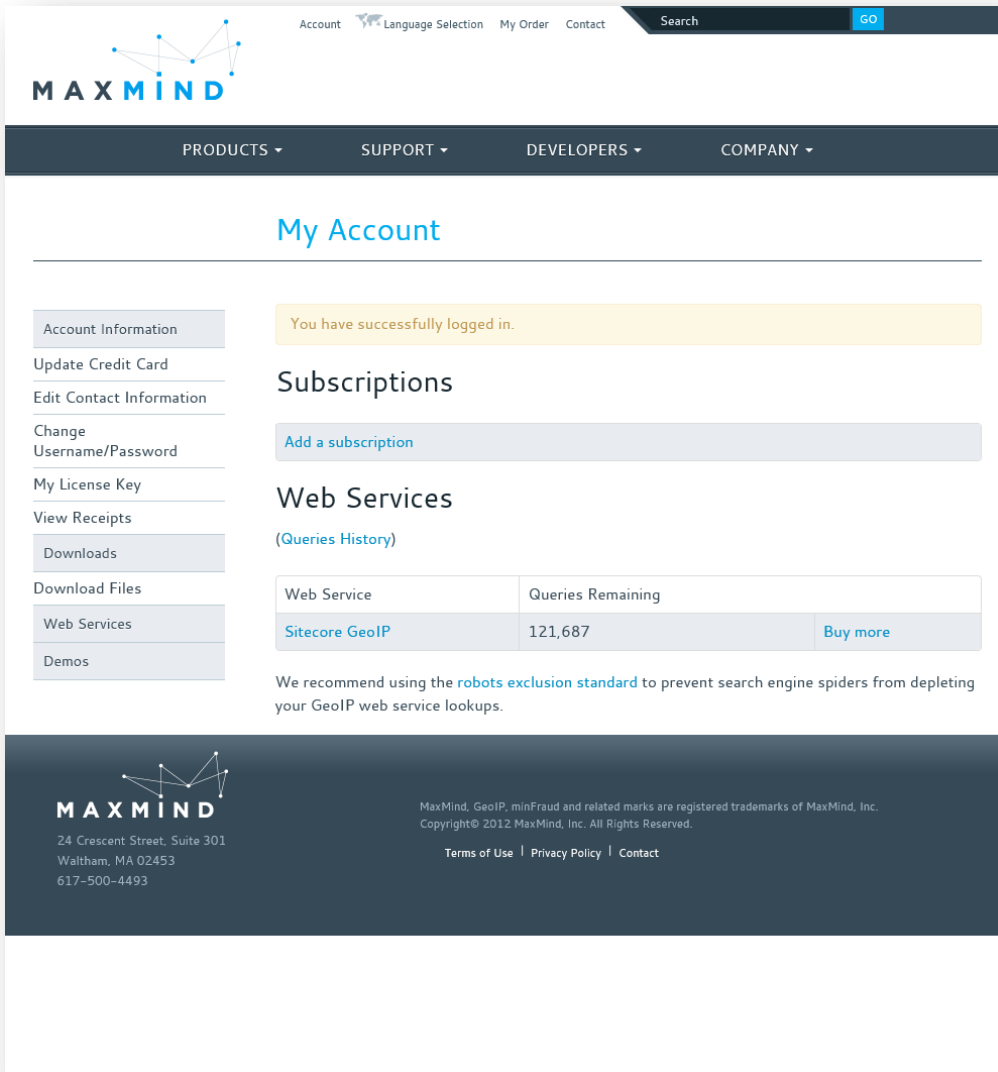
The screenshot shows the MaxMind website's login form. At the top, there is a navigation bar with links for Account, Language Selection, My Order, Contact, and a Search bar with a GO button. Below this is a dark blue header with navigation links for PRODUCTS, SUPPORT, DEVELOPERS, and COMPANY. The main content area is titled "Login Form" and features a yellow warning box stating "This page requires a login." Below this is a "Forgot your password?" link. The login form itself consists of two input fields: "Username" with the value "ja@sitecore.net" and "Password" with masked characters. A blue "Login" button is positioned below the password field. To the left of the form is a sidebar menu with links for Account Information, Edit Contact Information, Change Username/Password, My License Key, View Receipts, Downloads, Download Files, Web Services, and Demos. At the bottom of the form, there is a note: "If you have changed email addresses and the old email address is no longer valid, send an email to [support@maxmind.com](mailto:support@maxmind.com) for assistance." The footer contains the MaxMind logo, address (24 Crescent Street, Suite 301, Waltham, MA 02453, 617-500-4493), and legal information including trademarks and copyright (© 2012 MaxMind, Inc. All Rights Reserved.), along with links for Terms of Use, Privacy Policy, and Contact.

If you change the login information during an earlier visit, please use the updated information to log in.



## 3.2 My Account

After you log in, you see the **My Account** page:



Account Language Selection My Order Contact Search GO

MAXMIND

PRODUCTS SUPPORT DEVELOPERS COMPANY

### My Account

Account Information

Update Credit Card

Edit Contact Information

Change Username/Password

My License Key

View Receipts

Downloads

Download Files

Web Services

Demos

You have successfully logged in.

### Subscriptions

Add a subscription

### Web Services

(Queries History)

Web Service	Queries Remaining	
Sitecore GeoIP	121,687	Buy more

We recommend using the [robots exclusion standard](#) to prevent search engine spiders from depleting your GeoIP web service lookups.

MAXMIND

24 Crescent Street, Suite 301  
Waltham, MA 02453  
617-500-4493

MaxMind, GeoIP, minFraud and related marks are registered trademarks of MaxMind, Inc.  
Copyright © 2012 MaxMind, Inc. All Rights Reserved.

[Terms of Use](#) | [Privacy Policy](#) | [Contact](#)

Note that only some of the options available are relevant to your DMS lookups. The rest of the options apply to other MaxMind services you may purchase.

The options in question are:

- **Update Credit Card:** Update the credit card information for auto-renewals.
- **Edit Contact Information:** Change your name and contact information.
- **Change Username/Password:** Change the username and password for logging in to the account.
- **My License Key:** License key information where you can also change the last eight digits of the license key for added security.
- **View Receipts:** See all your MaxMind receipts.
- **Buy more:** Walks you through the process of purchasing described in chapter 2 in this document for purchasing extra lookups or adding auto-renewal.

The page also shows how many queries remain to be used up in your account.

### 3.3 Update Credit Card

Specify a new credit card for auto-renewal:

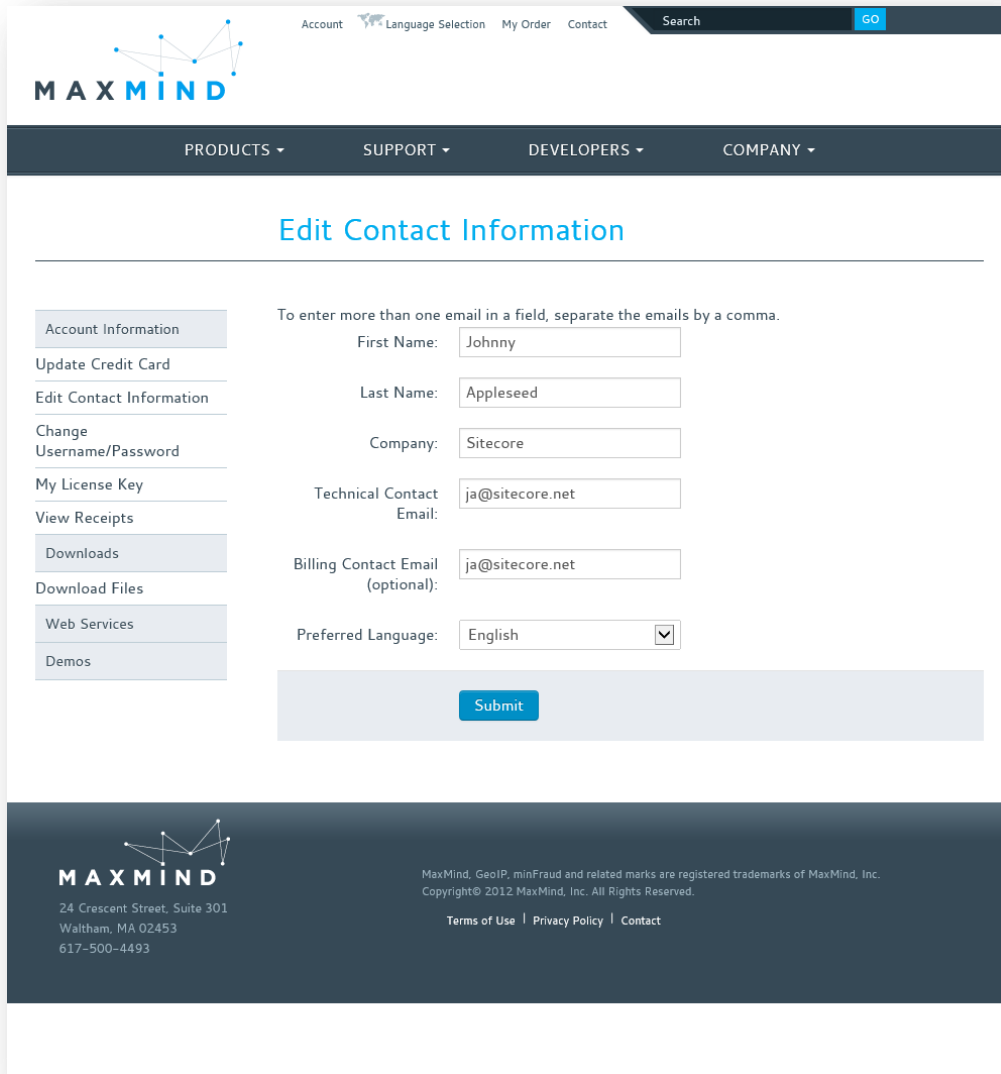
The screenshot shows the MaxMind website's 'Update Credit Card' page. The page has a dark blue header with the MaxMind logo and navigation links: Account, Language Selection, My Order, Contact, and a Search bar with a 'GO' button. Below the header is a dark blue navigation bar with links for PRODUCTS, SUPPORT, DEVELOPERS, and COMPANY. The main content area is white and features the title 'Update Credit Card' in blue. On the left is a sidebar menu with options: Account Information, Update Credit Card (selected), Edit Contact Information, Change Username/Password, My License Key, View Receipts, Downloads, Download Files, Web Services, and Demos. The main form area contains the following fields and instructions:

- Instruction: "The card associated with your account ends with 2058. Enter your new credit card information below."
- Cardholder Name: Johnny Appleseed
- Credit Card Billing Address: 591 Redwood Highway, Bldg.
- City: Mill Valley
- Region: California (dropdown menu)
- Postal Code: 94941
- Country: United States (dropdown menu)
- Credit Card Type: Visa (dropdown menu)
- Credit Card Number: 1234123412341234
- Expiration Date (Month/Year): 12 / 2022 (dropdown menus)

A blue 'Submit' button is located at the bottom of the form area. The footer of the page is dark blue and contains the MaxMind logo, address (24 Crescent Street, Suite 301, Waltham, MA 02453, 617-500-4493), copyright information (MaxMind, GeoIP, minFraud and related marks are registered trademarks of MaxMind, Inc. Copyright © 2012 MaxMind, Inc. All Rights Reserved.), and links for Terms of Use, Privacy Policy, and Contact.

### 3.4 Edit Contact Information

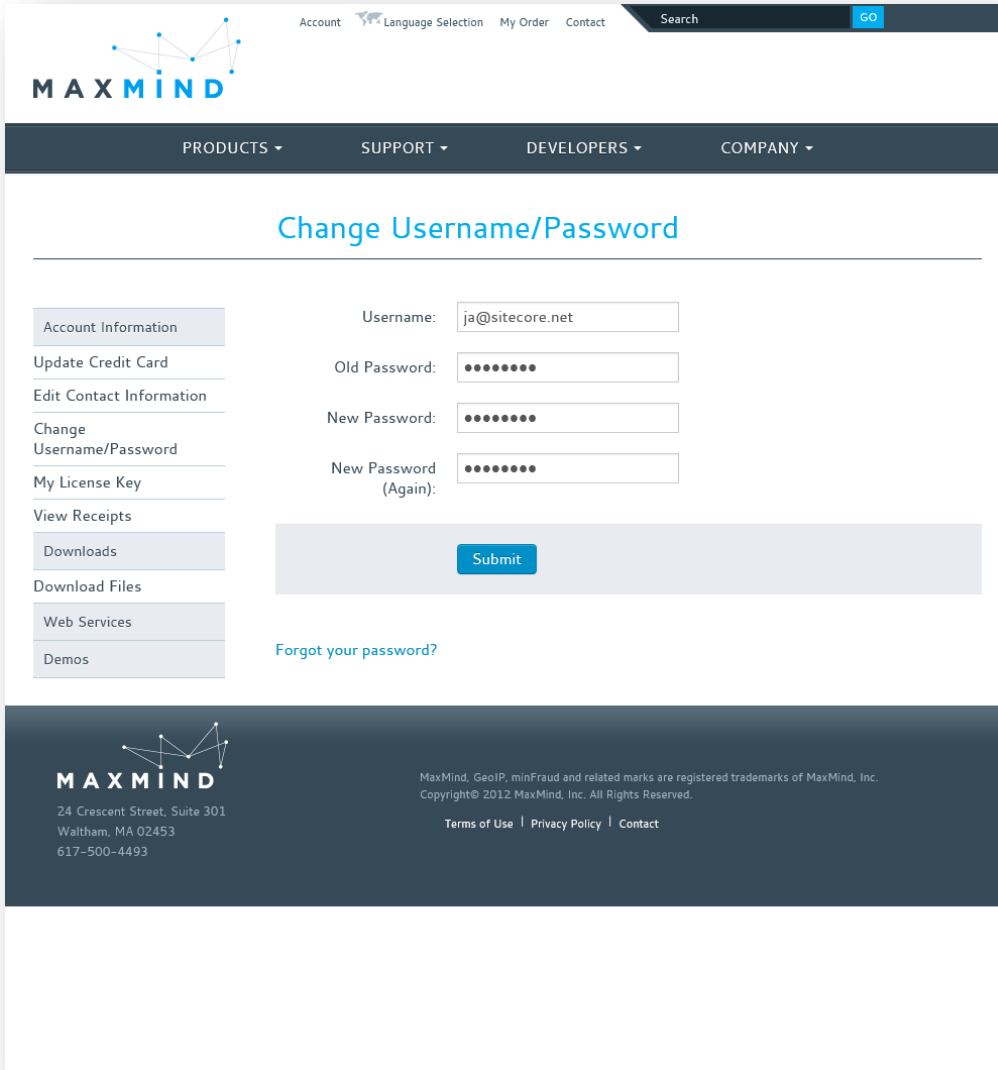
Change the name and contact information for the person who administers the account:



The screenshot shows the 'Edit Contact Information' page on the MaxMind website. The page has a dark blue header with the MaxMind logo and navigation links: Account, Language Selection, My Order, Contact, and Search. Below the header is a dark blue navigation bar with links for PRODUCTS, SUPPORT, DEVELOPERS, and COMPANY. The main content area is white and features the title 'Edit Contact Information'. On the left is a sidebar menu with options: Account Information, Update Credit Card, Edit Contact Information (selected), Change Username/Password, My License Key, View Receipts, Downloads, Download Files, Web Services, and Demos. The main form area contains a heading 'Edit Contact Information' and a note: 'To enter more than one email in a field, separate the emails by a comma.' The form fields are: First Name (Johnny), Last Name (Appleseed), Company (Sitecore), Technical Contact Email (ja@sitecore.net), Billing Contact Email (optional) (ja@sitecore.net), and Preferred Language (English). A blue 'Submit' button is at the bottom of the form. The footer is dark blue and contains the MaxMind logo, address (24 Crescent Street, Suite 301, Waltham, MA 02453, 617-500-4493), copyright information (MaxMind, GeoIP, minFraud and related marks are registered trademarks of MaxMind, Inc. Copyright © 2012 MaxMind, Inc. All Rights Reserved.), and links for Terms of Use, Privacy Policy, and Contact.

## 3.5 Change Username/Password

Change the username and password that you use to access the account:



The screenshot shows the MaxMind account management interface. At the top, there is a navigation bar with links for Account, Language Selection, My Order, Contact, and Search. The MaxMind logo is on the left. Below the navigation bar is a menu with categories: PRODUCTS, SUPPORT, DEVELOPERS, and COMPANY. The main heading is "Change Username/Password". On the left side, there is a sidebar menu with options: Account Information, Update Credit Card, Edit Contact Information, Change Username/Password (selected), My License Key, View Receipts, Downloads, Download Files, Web Services, and Demos. The main content area contains the following fields:

- Username:
- Old Password:
- New Password:
- New Password (Again):

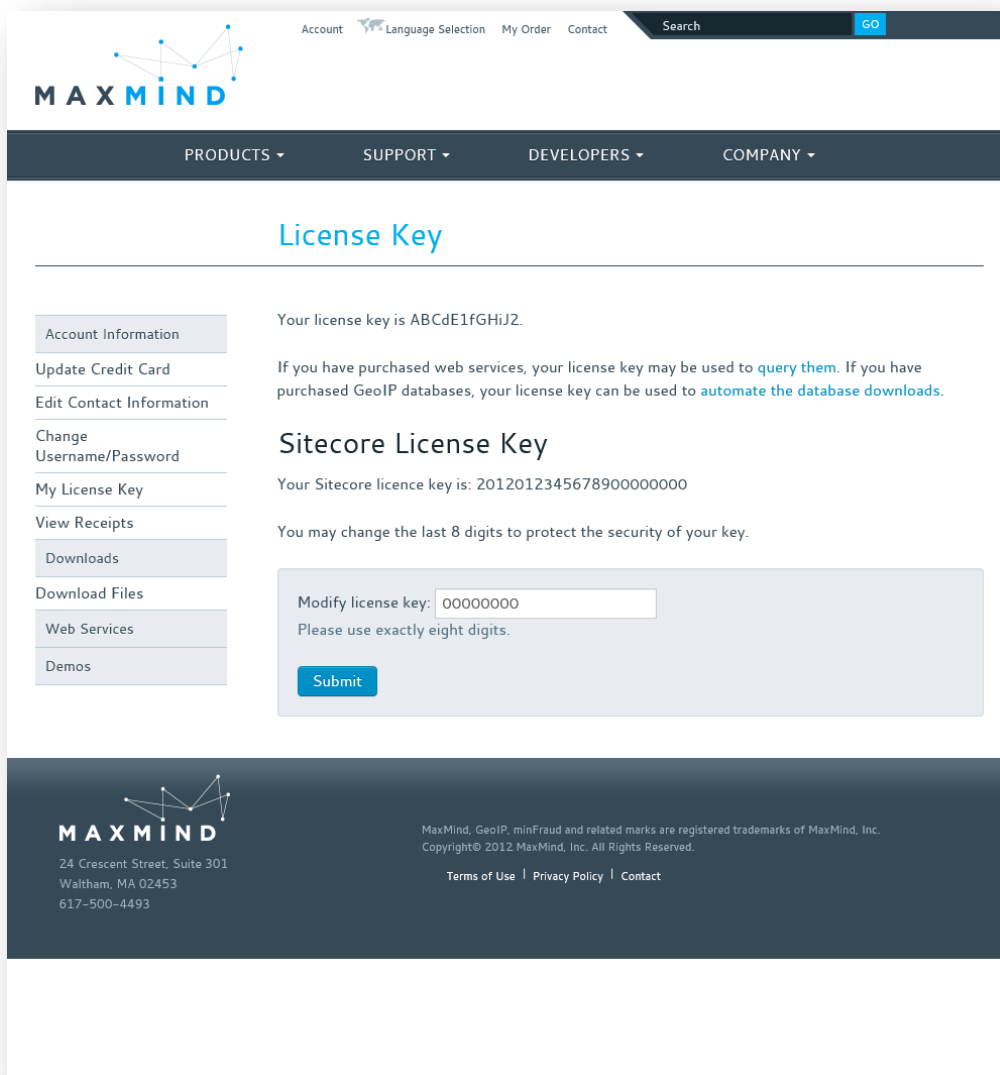
Below the fields is a large "Submit" button. A link for "Forgot your password?" is located below the Submit button. The footer contains the MaxMind logo, address (24 Crescent Street, Suite 301, Waltham, MA 02453, 617-500-4493), and legal information (MaxMind, GeoIP, minFraud and related marks are registered trademarks of MaxMind, Inc. Copyright © 2012 MaxMind, Inc. All Rights Reserved. Terms of Use | Privacy Policy | Contact).

### Note

We recommend that you change your password during the first login.

## 3.6 License Key

On the **License Key** page, you can view your license keys and change the last eight digits for additional security and fraud protection:



The screenshot shows the MaxMind website's 'License Key' page. At the top, there is a navigation bar with links for Account, Language Selection, My Order, Contact, and a Search box. Below this is a secondary navigation bar with categories: PRODUCTS, SUPPORT, DEVELOPERS, and COMPANY. The main heading is 'License Key'. On the left, there is a sidebar menu with options: Account Information, Update Credit Card, Edit Contact Information, Change Username/Password, My License Key, View Receipts, Downloads, Download Files, Web Services, and Demos. The main content area displays the following information:

- Your license key is ABCdE1fGHij2.
- If you have purchased web services, your license key may be used to [query them](#). If you have purchased GeoIP databases, your license key can be used to [automate the database downloads](#).
- Sitecore License Key**
- Your Sitecore licence key is: 2012012345678900000000
- You may change the last 8 digits to protect the security of your key.

Below this information is a form to modify the license key. It contains a text input field with the value '00000000', a label 'Modify license key:', and a 'Submit' button. A note below the input field says 'Please use exactly eight digits.'

At the bottom of the page, there is a footer with the MaxMind logo, address (24 Crescent Street, Suite 301, Waltham, MA 02453, 617-500-4493), and legal information (MaxMind, GeoIP, minFraud and related marks are registered trademarks of MaxMind, Inc. Copyright © 2012 MaxMind, Inc. All Rights Reserved. Links for Terms of Use, Privacy Policy, and Contact).

The first license key listed is your internal MaxMind license key.

The second license key (*Sitecore license key*) is the combination of the Sitecore license ID obtained from the Sitecore license file (see section 2.1 *Initial Screen*) + eight additional digits.

By default, these eight digits are all zeros. If you want to have a higher level of security so that other users cannot use your Sitecore license and make use of your MaxMind lookups, change these eight digits to a unique number.

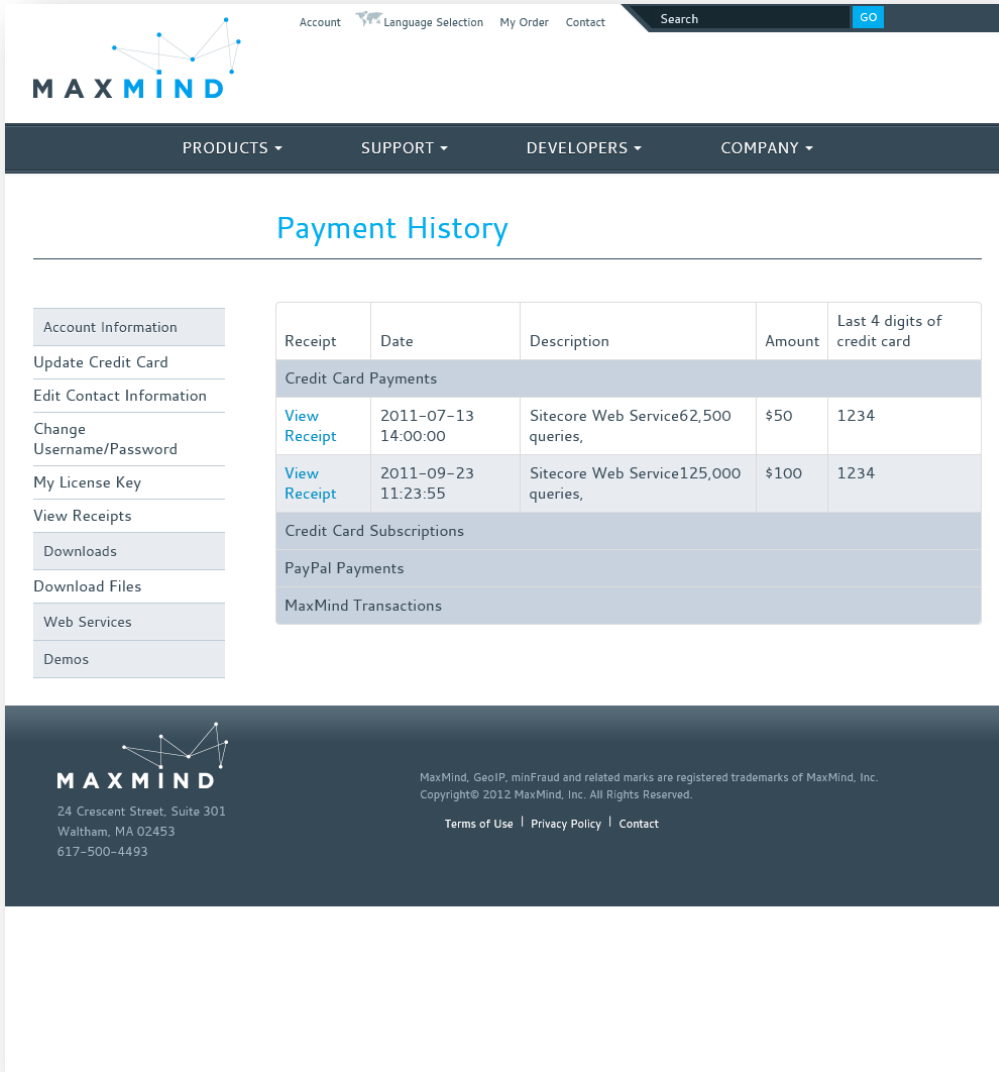
### Note

To be able to change the last eight digits, you must reconfigure your Sitecore installation(s) for DMS to continue performing GeoIP lookups.

For more information about how to reconfigure Sitecore installation(s) for DMS, see the <http://sdn.sitecore.net/Reference/Sitecore%206/Analytics%20Configuration%20Reference.aspx> page.

### 3.7 Payment History

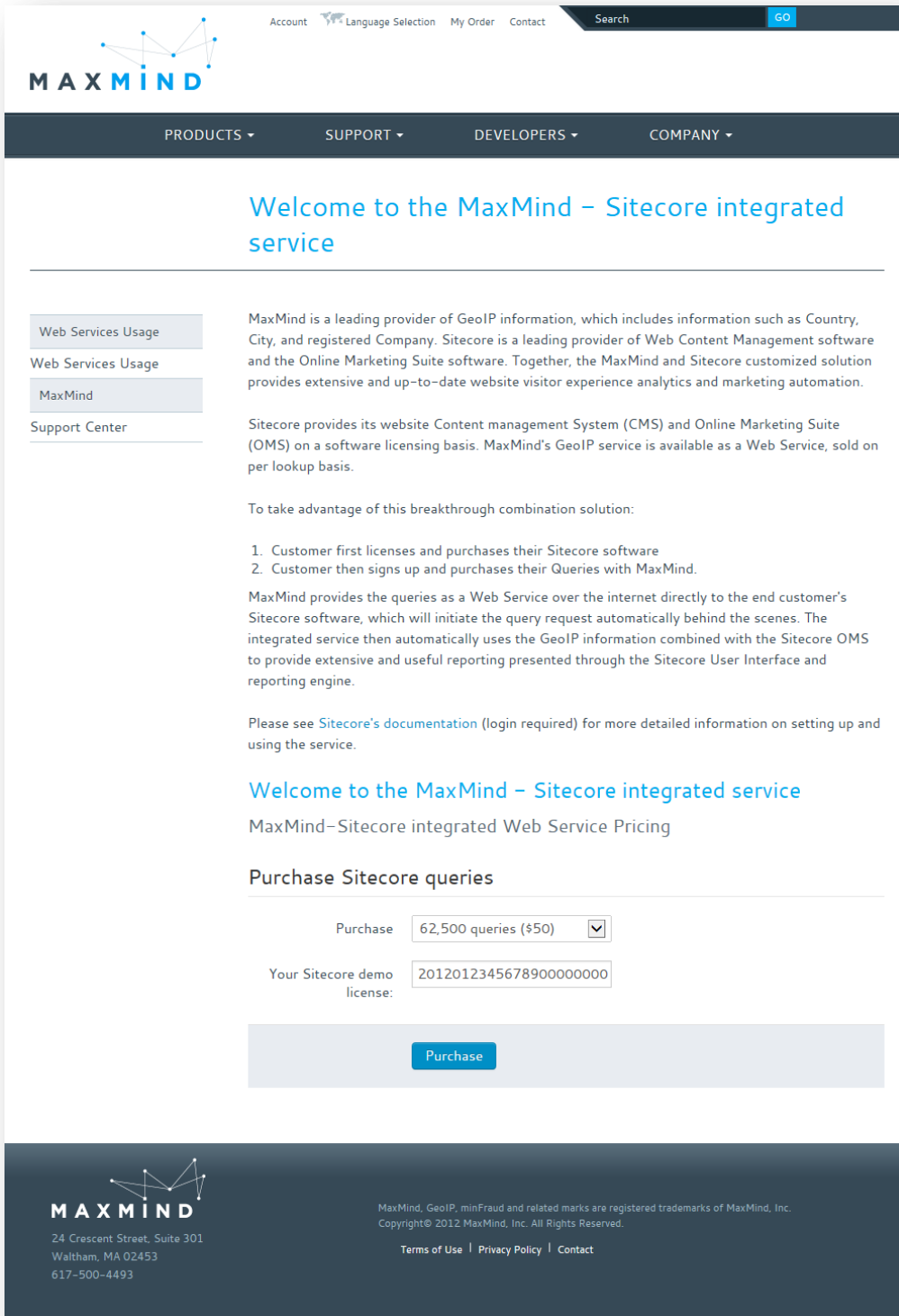
On the **Payment History** page, you can keep track of all your MaxMind related receipts:



Receipt	Date	Description	Amount	Last 4 digits of credit card
Credit Card Payments				
<a href="#">View Receipt</a>	2011-07-13 14:00:00	Sitecore Web Service queries,	\$50	1234
<a href="#">View Receipt</a>	2011-09-23 11:23:55	Sitecore Web Service queries,	\$100	1234
Credit Card Subscriptions				
PayPal Payments				
MaxMind Transactions				

## 3.8 Purchase Sitecore Web Service Queries

If you click the **Buy more** link on the **My Account** page, the starting page for the purchase flow as described in chapter *Signup and Purchase* of this document is displayed:



The screenshot shows the MaxMind website interface for purchasing Sitecore web service queries. The page features a navigation bar with links for Account, Language Selection, My Order, Contact, and Search. Below the navigation is a main menu with categories: PRODUCTS, SUPPORT, DEVELOPERS, and COMPANY. The main content area is titled "Welcome to the MaxMind – Sitecore integrated service".

On the left side, there is a sidebar with a "Web Services Usage" section containing links for "Web Services Usage", "MaxMind", and "Support Center".

The main content area includes the following text:

MaxMind is a leading provider of GeoIP information, which includes information such as Country, City, and registered Company. Sitecore is a leading provider of Web Content Management software and the Online Marketing Suite software. Together, the MaxMind and Sitecore customized solution provides extensive and up-to-date website visitor experience analytics and marketing automation.

Sitecore provides its website Content management System (CMS) and Online Marketing Suite (OMS) on a software licensing basis. MaxMind's GeoIP service is available as a Web Service, sold on per lookup basis.

To take advantage of this breakthrough combination solution:

1. Customer first licenses and purchases their Sitecore software
2. Customer then signs up and purchases their Queries with MaxMind.

MaxMind provides the queries as a Web Service over the internet directly to the end customer's Sitecore software, which will initiate the query request automatically behind the scenes. The integrated service then automatically uses the GeoIP information combined with the Sitecore OMS to provide extensive and useful reporting presented through the Sitecore User Interface and reporting engine.

Please see [Sitecore's documentation](#) (login required) for more detailed information on setting up and using the service.

Below this text, there is a section titled "Welcome to the MaxMind – Sitecore integrated service" followed by "MaxMind–Sitecore integrated Web Service Pricing".

The "Purchase Sitecore queries" section contains a form with the following fields:

- Purchase: 62,500 queries (\$50) (dropdown menu)
- Your Sitecore demo license: 2012012345678900000000 (text input)

A "Purchase" button is located below the form.

The footer of the page includes the MaxMind logo, contact information (24 Crescent Street, Suite 301, Waltham, MA 02453, 617-500-4493), and legal notices (MaxMind, GeoIP, minFraud and related marks are registered trademarks of MaxMind, Inc. Copyright © 2012 MaxMind, Inc. All Rights Reserved. Terms of Use | Privacy Policy | Contact).